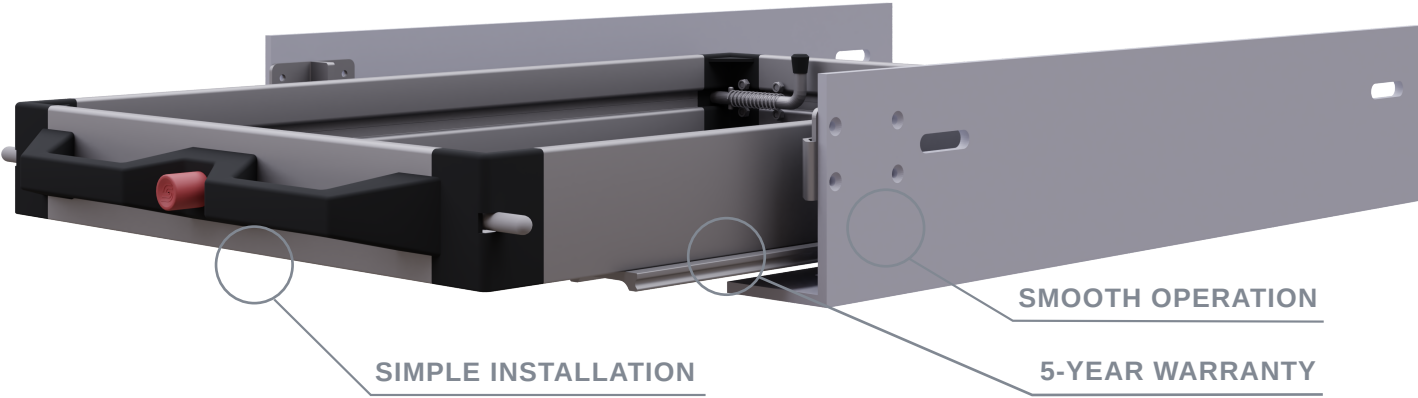



HEAVY DUTY DRAWER SYSTEMS

*THE CUSTOM SOLUTION FOR
EASY ACCESS TO HEAVIER EQUIPMENT*



**CUSTOM BUILT
TO WORK
AS HARD AS YOU**

CUSTOM DESIGNED TO MAKE EVERY JOB MORE EFFICIENT

TELESCOPIC SLIDES

500 LBS RATING

LIGHTWEIGHT 3-BEAM CONSTRUCTION

HIGH-GRADE ALUMINUM EXTRUSION WITH POLYMER BALL BEARINGS

CORROSION-RESISTANT

COMPLETE MOTION SUPPORT

100% EXTENSION

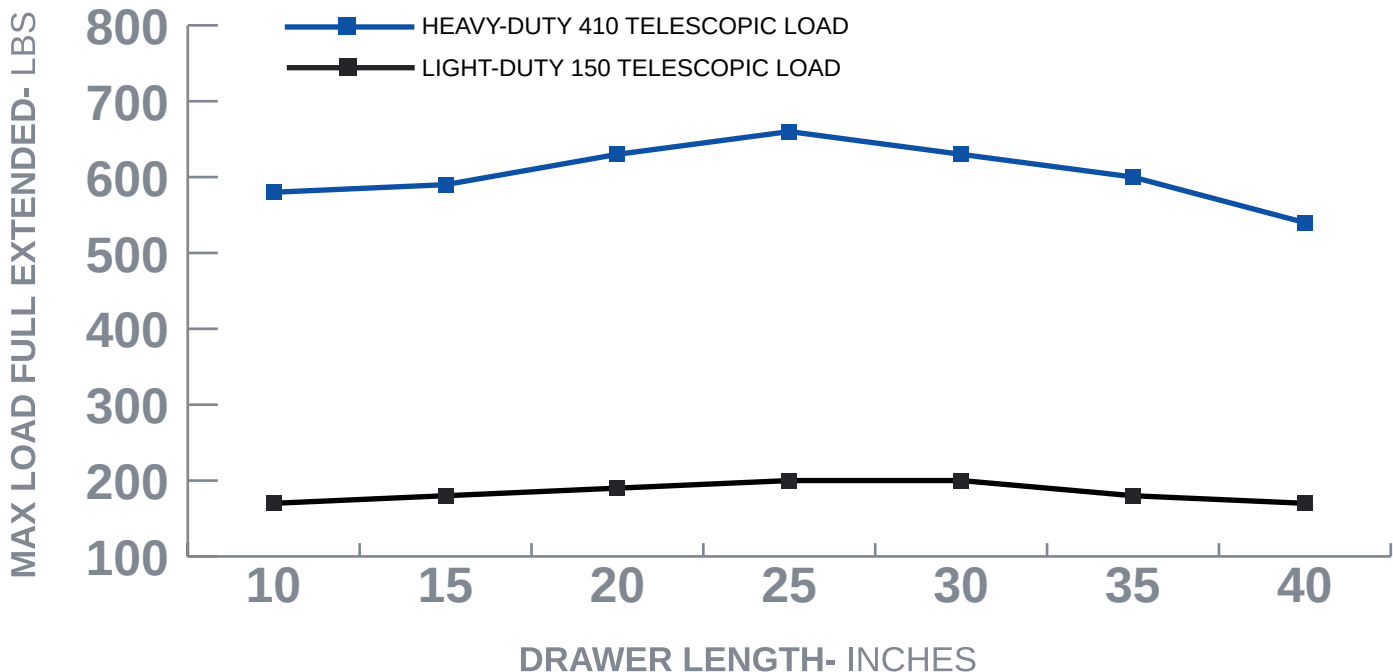
BUILT TO A
**HIGHER
STANDARD**[®]



HEAVY DUTY SLIDES



LIGHT DUTY SLIDES




LOCK IN/LOCK OUT SYSTEMS

OPEN & CLOSE LOCKING POSITIONS

PUSH BUTTON ACTIVATION

771 LBS LOAD CAPACITY

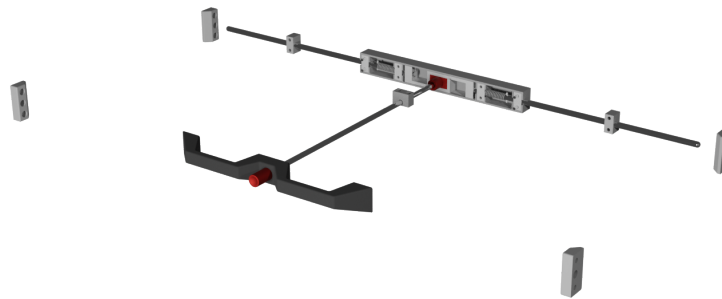
COMPLETE DIY KIT



DOOR SYSTEM



TOOL BOARD SYSTEM



HANDLE KIT

SLIDE & TILT DRAWER SYSTEMS

250 LBS MAXIMUM LOAD

FULLY ADJUSTED TILT POSITION

DOUBLE HANDED PUSH BUTTON

LIGHT-WEIGHT FOR BETTER FUEL SAVINGS

AVAILABLE IN COMPLETE SYSTEMS OR SLIDE & TILT KITS





 **800.850.8070**

 **hansenint.com**