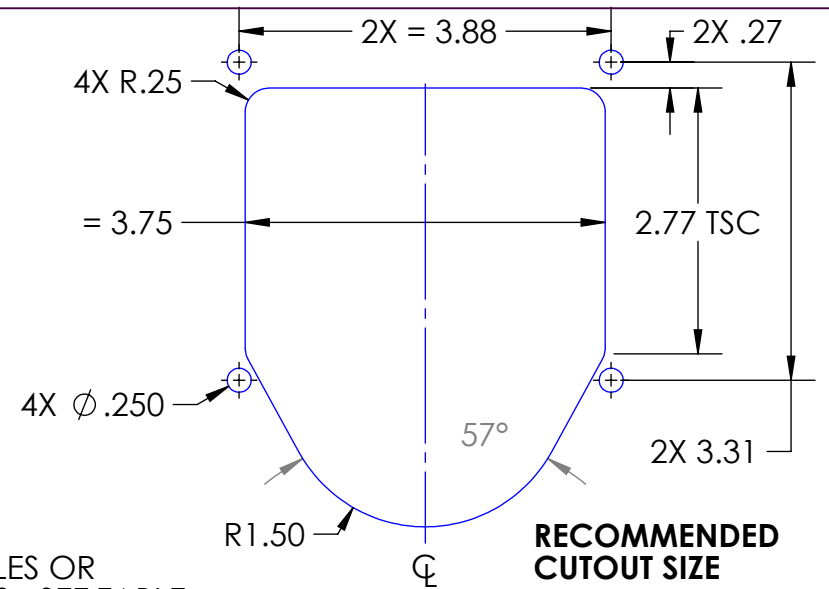
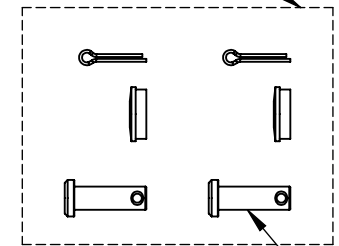


COMPRESSION HANDLE PART NUMBER	ROTATION DIRECTION (90° FROM FRONT)	TRAY FINISH (SEE NOTES)	MOUNTING HOLES OR CD STUDS?
GC2502XLXBPCD-C	COUNTER CLOCKWISE (LH)	BLACK POWDERCOAT	10-24 STUDS
GC2502XLXBPMH-C	COUNTER CLOCKWISE (LH)	BLACK POWDERCOAT	HOLES
GC2502LXCRCDC-C	COUNTER CLOCKWISE (LH)	CHROME	10-24 STUDS
GC2502LXCRMH-C	COUNTER CLOCKWISE (LH)	CHROME	HOLES
GC2502XRXBPCD-C	CLOCKWISE (RH)	BLACK POWDERCOAT	10-24 STUDS
GC2502XRXBPMH-C	CLOCKWISE (RH)	BLACK POWDERCOAT	HOLES
GC2502XRXCRCDC-C	CLOCKWISE (RH)	CHROME	10-24 STUDS
GC2502XRXCRMH-C	CLOCKWISE (RH)	CHROME	HOLES



4X Ø0.218 HOLES OR
10-24 CD STUDS - SEE TABLE

STUD KIT FOR 3 POINT
SOLD SEPARATELY
SEE NOTE 2

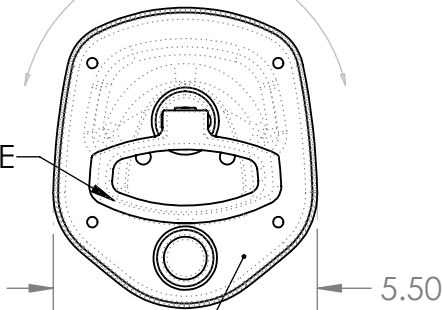


FOR Ø .250 ROD HOLE

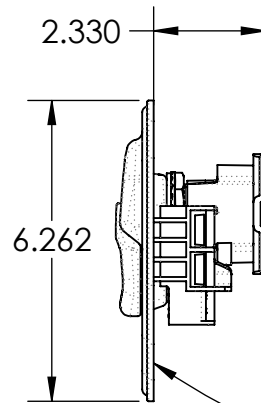
ROTATION
DIRECTION
SEE TABLE

LH RH

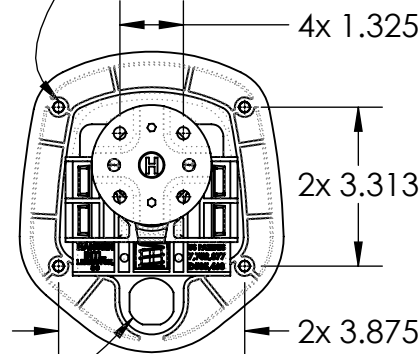
SC3
CHROME
HANDLE



SEE TABLE FOR
TRAY FINISH



PLUG REMOVED
SEE NOTE 1



NOTES:

1. CODEABLE KEY CYLINDER KITS SOLD SEPARATELY AND MUST BE INSTALLED AND CODED TO CHASSIS BY CUSTOMER REFER TO HANSEN DRAWING NUMBER INST00014 FOR INSTALLATION PROCEDURE.
2. FOR 3 POINT OPTION, USE HANSEN STUD KIT P/N PMISC217.
3. MATERIALS: FORMED SHEET METAL TRAY WITH STEEL, ZINC ALLOY (ZAMAK) AND POLYMER INTERNALS.
4. FINISH: SEE TABLE.
5. DIMENSIONS ARE REFERENCE ONLY.



DESCRIPTION: GUARDIAN COMPRESSION HANDLE, CODEABLE, 2 POINT	Weight 2.3 LBS
Part Number: GC2502XXXXXX-C	REV -

PROPRIETARY NOTICE: THIS DRAWING IS EXCLUSIVELY THE PROPERTY OF HANSEN INTERNATIONAL INC. AND SHALL NOT BE COPIED OR PASSED ON TO A THIRD PARTY WITHOUT OUR PRIOR WRITTEN APPROVAL. WE WILL RETAIN ALL RIGHTS FOR PATENT ISSUE OR REGISTRATION OF DESIGN.
©2020 Hansen International, Inc.